

Monday 6:30 PM

Lanes 23 - 40

Note: This report includes information through March 16 which is Week 27 of 29

Todd F. Culley's Bowling Record - Team 12: The Pretenders

Week No.	Bowling Date	Old Ave	Old HDCP	---Average Change---				HDCP Total	Pins Gms		---Average Change---			High Game	High Sers	HDCP Game	HDCP Sers		
				-1-	-2-	-3-	Total		Total	Total	New	Old	+/-						
1	09/09/19	0	0				0	0	0	0	-	0.00	=	0.00	0	0			
2	09/16/19	122	97	117	100	151	368	659	368	3	122.67	-	0.00	=	122.67	151	368		
3	09/23/19	122	97	92	146	106	344	635	712	6	118.67	-	122.67	=	-4.00	151	368		
4	09/30/19	118	100	119	94	111	324	624	1036	9	115.11	-	118.67	=	-3.56	151	368		
5	10/07/19	115	103	107	157	98	362	671	1398	12	116.50	-	115.11	=	1.39	157	368	260	671
6	10/14/19	116	0				0	0	1398	12	116.50	-	116.50	=	0.00	157	368	260	671
7	10/21/19	116	102	91	92	111	294	600	1692	15	112.80	-	116.50	=	-3.70	157	368	260	671
8	10/28/19	112	106	106	101	101	308	626	2000	18	111.11	-	112.80	=	-1.69	157	368	260	671
9	11/04/19	111	107	111	122	134	367	688	2367	21	112.71	-	111.11	=	1.60	157	368	260	688
10	11/11/19	112	106	a102	a102	a102	306	624	2367	21	112.71	-	112.71	=	0.00	157	368	260	688

End of 1st part

11	11/18/19	112	106	127	118	91	336	654	2703	24	112.63	-	112.71	=	-0.09	157	368	260	688
12	11/25/19	112	106	125	96	101	322	640	3025	27	112.04	-	112.63	=	-0.59	157	368	260	688
13	12/02/19	112	106	83	113	89	285	603	3310	30	110.33	-	112.04	=	-1.70	157	368	260	688
14	12/09/19	110	108	85	127	115	327	651	3637	33	110.21	-	110.33	=	-0.12	157	368	260	688
15	12/16/19	110	108	113	151	108	372	696	4009	36	111.36	-	110.21	=	1.15	157	372	260	696
151 --- 150 Game (120 Ave or Less) -- Local Assoc. Awards																			
16	12/23/19	111	107	136	104	105	345	666	4354	39	111.64	-	111.36	=	0.28	157	372	260	696
0	12/30/19	111	0				0	0	4354	39	111.64	-	111.64	=	0.00	157	372	260	696
17	01/06/20	111	107	86	115	104	305	626	4659	42	110.93	-	111.64	=	-0.71	157	372	260	696
18	01/13/20	110	108	97	129	119	345	669	5004	45	111.20	-	110.93	=	0.27	157	372	260	696
19	01/20/20	111	107	116	130	96	342	663	5346	48	111.38	-	111.20	=	0.17	157	372	260	696

End of 2nd part

20	01/27/20	111	107	108	120	103	331	652	5677	51	111.31	-	111.38	=	-0.06	157	372	260	696
21	02/03/20	111	107	110	144	113	367	688	6044	54	111.93	-	111.31	=	0.61	157	372	260	696
22	02/10/20	111	107	117	131	105	353	674	6397	57	112.23	-	111.93	=	0.30	157	372	260	696
23	02/17/20	112	106	146	113	111	370	688	6767	60	112.78	-	112.23	=	0.56	157	372	260	696
24	02/24/20	112	106	108	99	118	325	643	7092	63	112.57	-	112.78	=	-0.21	157	372	260	696
25	03/02/20	112	106	a102	a102	a102	306	624	7092	63	112.57	-	112.57	=	0.00	157	372	260	696
26	03/09/20	112	106	a102	a102	a102	306	624	7092	63	112.57	-	112.57	=	0.00	157	372	260	696
27	03/16/20	112	106	155	134	123	412	730	7504	66	113.70	-	112.57	=	1.13	157	412	261	730
412 --- 400 Series (120 Ave or Less) -- Local Assoc. Awards																			
155 --- 150 Game (120 Ave or Less) -- Local Assoc. Awards																			

Summary

<u><100</u>	<u>100's</u>	<u>125's</u>	<u>150's</u>	<u>175's</u>	<u>200's</u>	<u>225's</u>	<u>250's</u>	<u>275's</u>	<u>300's</u>
14	36	12	4						
<u><400</u>	<u>400's</u>	<u>450's</u>	<u>500's</u>	<u>550's</u>	<u>600's</u>	<u>650's</u>	<u>700's</u>	<u>750's</u>	<u>800's</u>
21	1								

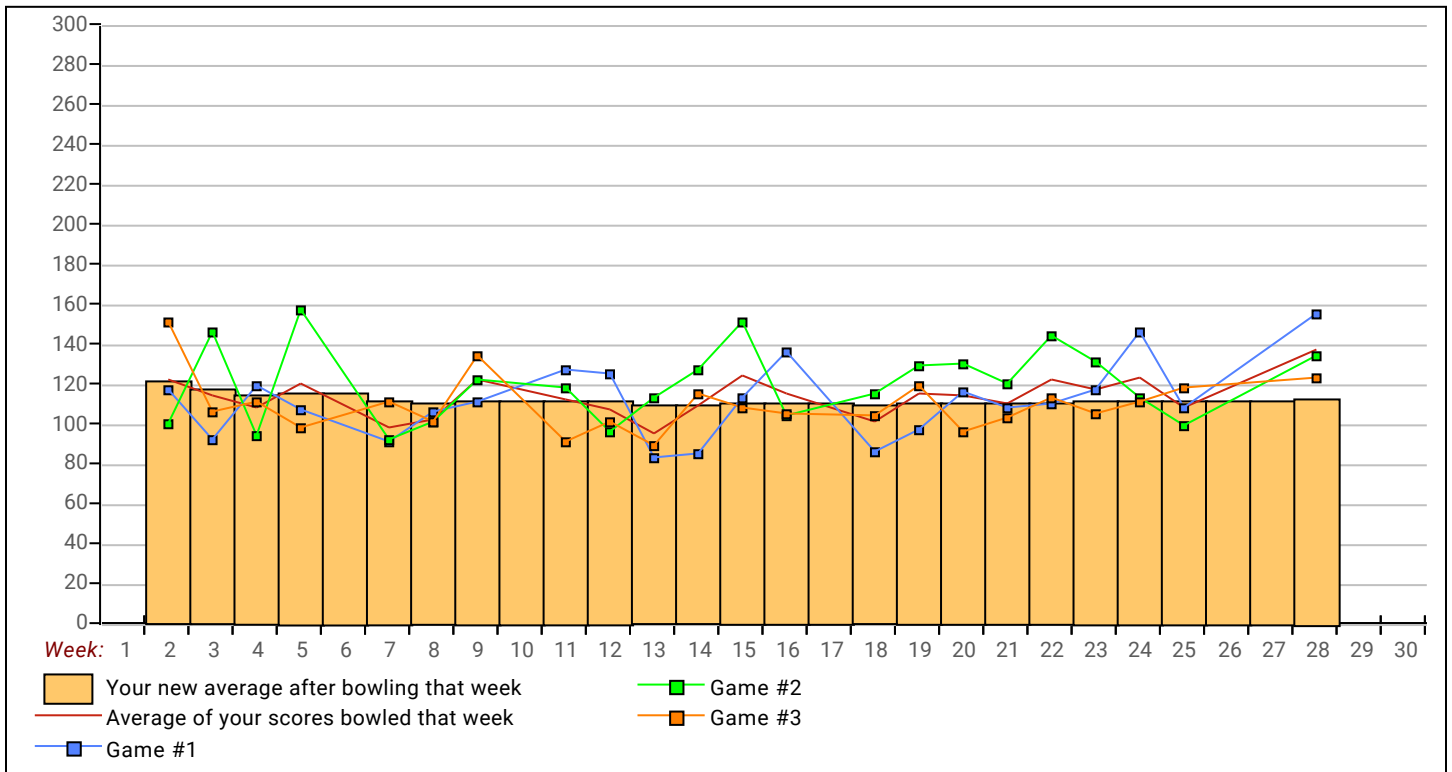
<u>Ave of Game 1</u>	<u>Ave of Game 2</u>	<u>Ave of Game 3</u>
111.59	119.82	109.68

High game of 157 on week 5 High series of 412 on week 28 High average of 122.67 after bowling week 2
 Low game of 83 on week 13 Low series of 285 on week 13 Low average of 110.21 after bowling week 14

High Scores by Game

Game #1: 155 on week 28 Game #2: 157 on week 5 Game #3: 151 on week 2

Note: This report includes information through March 16 which is Week 27 of 29



Note: This report includes information through March 16 which is Week 27 of 29

Matthew Jerman's Bowling Record - Team 12: The Pretenders

Week No.	Bowling Date	Old Ave	Old HDCP	HDCP			Total	HDCP Total	Pins	Gms	---Average Change---			High Game	High Sers	HDCP Game	HDCP Sers		
				-1-	-2-	-3-					New	Old	+/-						
1	09/09/19	bk130	90	94	117	134	345	615	345	3	115.00	-	0.00	=	115.00	134	345		
2	09/16/19	bk130	90	83	102	127	312	582	657	6	109.50	-	115.00	=	-5.50	134	345		
3	09/23/19	bk130	90	129	111	155	395	665	1052	9	116.89	-	109.50	=	7.39	155	395		
4	09/30/19	116	102	114	129	109	352	658	1404	12	117.00	-	116.89	=	0.11	155	395	231	658
5	10/07/19	117	101	125	104	132	361	664	1765	15	117.67	-	117.00	=	0.67	155	395	233	664
6	10/14/19	117	101	153	126	178	457	760	2222	18	123.44	-	117.67	=	5.78	178	457	279	760
457 --- 400 Series (120 Ave or Less) -- Local Assoc. Awards 153 --- 150 Game (120 Ave or Less) -- Local Assoc. Awards																			
7	10/21/19	123	96	124	172	122	418	706	2640	21	125.71	-	123.44	=	2.27	178	457	279	760
8	10/28/19	125	94	195	138	110	443	725	3083	24	128.46	-	125.71	=	2.74	195	457	289	760
9	11/04/19	128	91	134	212	144	490	763	3573	27	132.33	-	128.46	=	3.87	212	490	303	763
212 --- 200 Game (160 Ave or Less) -- Local Assoc. Awards																			
10	11/11/19	132	88	a122	a122	a122	366	630	3573	27	132.33	-	132.33	=	0.00	212	490	303	763

End of 1st part

11	11/18/19	132	88	129	138	125	392	656	3965	30	132.17	-	132.33	=	-0.17	212	490	303	763
12	11/25/19	132	88	136	117	142	395	659	4360	33	132.12	-	132.17	=	-0.05	212	490	303	763
13	12/02/19	132	88	a122	a122	a122	366	630	4360	33	132.12	-	132.12	=	0.00	212	490	303	763
14	12/09/19	132	0				0	0	4360	33	132.12	-	132.12	=	0.00	212	490	303	763
15	12/16/19	132	88	a122	a122	a122	366	630	4360	33	132.12	-	132.12	=	0.00	212	490	303	763
16	12/23/19	132	0				0	0	4360	33	132.12	-	132.12	=	0.00	212	490	303	763
0	12/30/19	132	0				0	0	4360	33	132.12	-	132.12	=	0.00	212	490	303	763
17	01/06/20	132	88	143	145	129	417	681	4777	36	132.69	-	132.12	=	0.57	212	490	303	763
18	01/13/20	132	88	122	125	141	388	652	5165	39	132.44	-	132.69	=	-0.26	212	490	303	763
19	01/20/20	132	88	123	131	126	380	644	5545	42	132.02	-	132.44	=	-0.41	212	490	303	763

End of 2nd part

20	01/27/20	132	88	137	187	150	474	738	6019	45	133.76	-	132.02	=	1.73	212	490	303	763
21	02/03/20	133	87	121	139	127	387	648	6406	48	133.46	-	133.76	=	-0.30	212	490	303	763
22	02/10/20	133	87	141	191	123	455	716	6861	51	134.53	-	133.46	=	1.07	212	490	303	763
23	02/17/20	134	86	138	120	154	412	670	7273	54	134.69	-	134.53	=	0.16	212	490	303	763
24	02/24/20	134	86	170	129	122	421	679	7694	57	134.98	-	134.69	=	0.30	212	490	303	763
25	03/02/20	134	86	a124	a124	a124	372	630	7694	57	134.98	-	134.98	=	0.00	212	490	303	763
26	03/09/20	134	86	a124	a124	a124	372	630	7694	57	134.98	-	134.98	=	0.00	212	490	303	763
27	03/16/20	134	86	108	136	166	410	668	8104	60	135.07	-	134.98	=	0.08	212	490	303	763

<u><100</u>	<u>100's</u>	<u>125's</u>	<u>150's</u>	<u>175's</u>	<u>200's</u>	<u>225's</u>	<u>250's</u>	<u>275's</u>	<u>300's</u>
2	17	29	7	4	1				
<u><400</u>	<u>400's</u>	<u>450's</u>	<u>500's</u>	<u>550's</u>	<u>600's</u>	<u>650's</u>	<u>700's</u>	<u>750's</u>	<u>800's</u>
10	6	4							

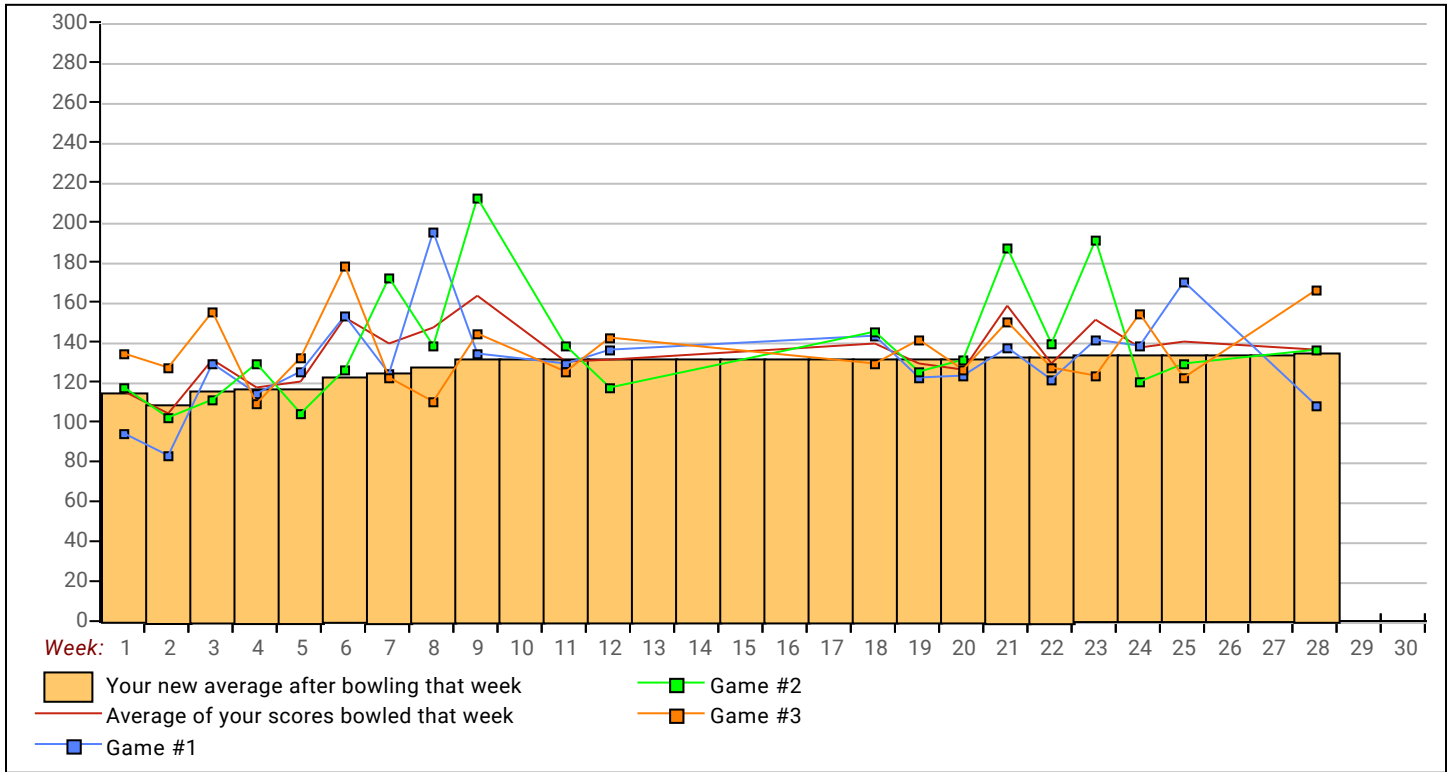
<u>Ave of Game 1</u>	<u>Ave of Game 2</u>	<u>Ave of Game 3</u>
130.95	138.45	135.80

High game of 212 on week 9 High series of 490 on week 9 High average of 135.07 after bowling week 28
 Low game of 83 on week 2 Low series of 312 on week 2 Low average of 109.50 after bowling week 2

High Scores by Game

Game #1: 195 on week 8 Game #2: 212 on week 9 Game #3: 178 on week 6

Note: This report includes information through March 16 which is Week 27 of 29



Note: This report includes information through March 16 which is Week 27 of 29

Tyson E. Frye's Bowling Record - Team 12: The Pretenders

Week No.	Bowling Date	Old Ave	Old HDCP	-			Total	HDCP Total	Pins	Gms	---Average Change---			High Game	High Sers	HDCP Game	HDCP Sers		
				-1-	-2-	-3-					New	Old	+/-						
1	09/09/19	bk151	71	a141	a141	a141	423	636	0	0	-	0.00	=	0.00	0	0			
2	09/16/19	bk151	71	165	124	140	429	642	429	3	143.00	-	0.00	=	143.00	165	429		
3	09/23/19	bk151	0				0	0	429	3	143.00	-	143.00	=	0.00	165	429		
4	09/30/19	bk151	71	113	181	121	415	628	844	6	140.67	-	143.00	=	-2.33	181	429		
5	10/07/19	bk151	0				0	0	844	6	140.67	-	140.67	=	0.00	181	429		
6	10/14/19	bk151	0				0	0	844	6	140.67	-	140.67	=	0.00	181	429		
7	10/21/19	bk151	0				0	0	844	6	140.67	-	140.67	=	0.00	181	429		
8	10/28/19	bk151	0				0	0	844	6	140.67	-	140.67	=	0.00	181	429		
9	11/04/19	bk151	0				0	0	844	6	140.67	-	140.67	=	0.00	181	429		
10	11/11/19	bk151	71	a141	a141	a141	423	636	844	6	140.67	-	140.67	=	0.00	181	429		

End of 1st part

11	11/18/19	bk151	0				0	0	844	6	140.67	-	140.67	=	0.00	181	429		
12	11/25/19	bk151	0				0	0	844	6	140.67	-	140.67	=	0.00	181	429		
13	12/02/19	bk151	0				0	0	844	6	140.67	-	140.67	=	0.00	181	429		
14	12/09/19	bk151	71	152	181	120	453	666	1297	9	144.11	-	140.67	=	3.44	181	453		
15	12/16/19	144	0				0	0	1297	9	144.11	-	144.11	=	0.00	181	453		
16	12/23/19	144	0				0	0	1297	9	144.11	-	144.11	=	0.00	181	453		
0	12/30/19	144	0				0	0	1297	9	144.11	-	144.11	=	0.00	181	453		
17	01/06/20	144	0				0	0	1297	9	144.11	-	144.11	=	0.00	181	453		
18	01/13/20	144	0				0	0	1297	9	144.11	-	144.11	=	0.00	181	453		
19	01/20/20	144	77	196	140	157	493	724	1790	12	149.17	-	144.11	=	5.06	196	493	273	724

End of 2nd part

20	01/27/20	149	0				0	0	1790	12	149.17	-	149.17	=	0.00	196	493	273	724
21	02/03/20	149	0				0	0	1790	12	149.17	-	149.17	=	0.00	196	493	273	724
22	02/10/20	149	0				0	0	1790	12	149.17	-	149.17	=	0.00	196	493	273	724
23	02/17/20	149	0				0	0	1790	12	149.17	-	149.17	=	0.00	196	493	273	724
24	02/24/20	149	0				0	0	1790	12	149.17	-	149.17	=	0.00	196	493	273	724
25	03/02/20	149	72	130	140	145	415	631	2205	15	147.00	-	149.17	=	-2.17	196	493	273	724
26	03/09/20	147	0				0	0	2205	15	147.00	-	147.00	=	0.00	196	493	273	724
27	03/16/20	147	74				0	0	2205	15	147.00	-	147.00	=	0.00	196	493	273	724

<u><100</u>	<u>100's</u>	<u>125's</u>	<u>150's</u>	<u>175's</u>	<u>200's</u>	<u>225's</u>	<u>250's</u>	<u>275's</u>	<u>300's</u>
	4	5	3	3					
<u><400</u>	<u>400's</u>	<u>450's</u>	<u>500's</u>	<u>550's</u>	<u>600's</u>	<u>650's</u>	<u>700's</u>	<u>750's</u>	<u>800's</u>
	3	2							

<u>Ave of Game 1</u>	<u>Ave of Game 2</u>	<u>Ave of Game 3</u>
151.20	153.20	136.60

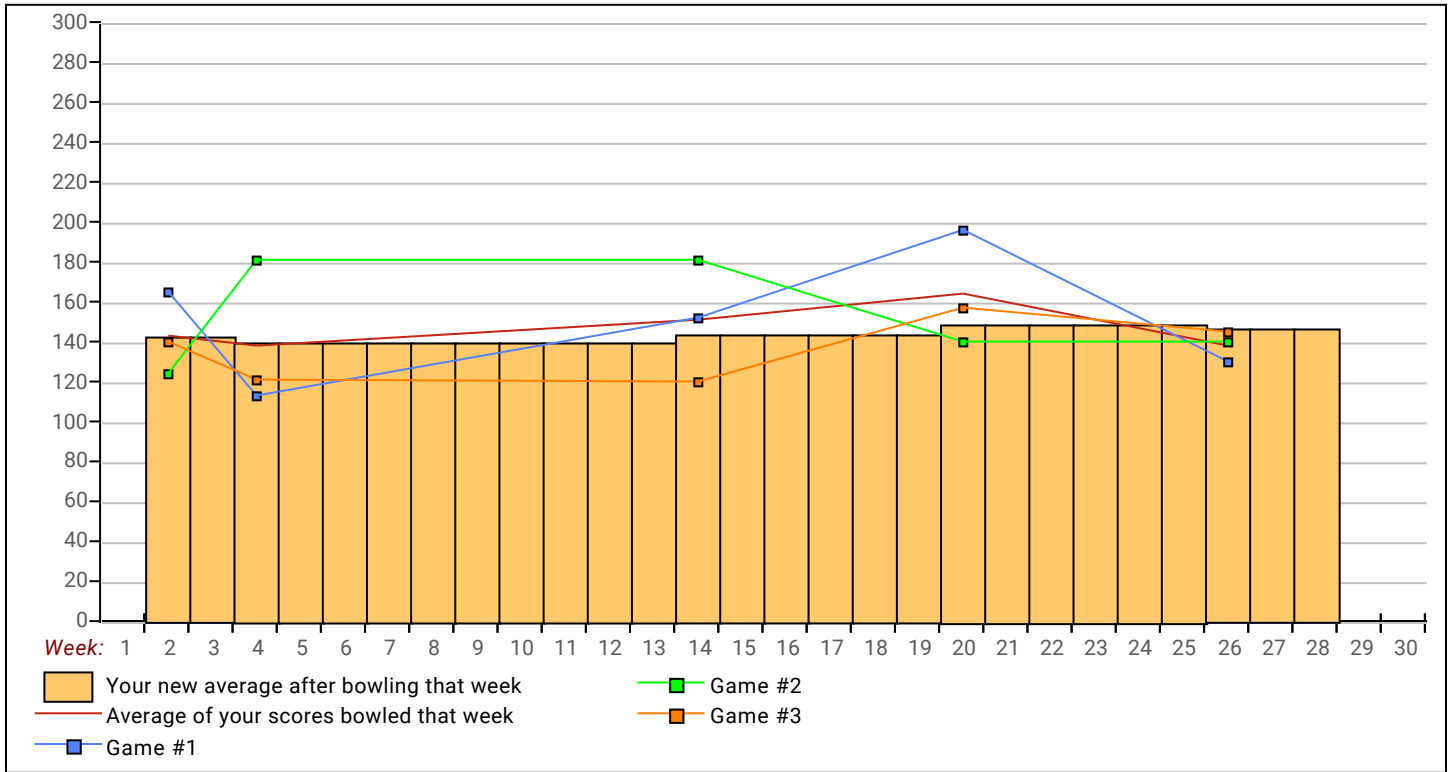
High game of **196** on week **20** High series of **493** on week **20** High average of **149.17** after bowling week **20**
 Low game of **113** on week **4** Low series of **415** on week **4** Low average of **140.67** after bowling week **4**

High Scores by Game

Game #1: **196** on week **20** Game #2: **181** on week **4** Game #3: **157** on week **20**

Industrial League 2019-20

Note: This report includes information through March 16 which is Week 27 of 29



Monday 6:30 PM

Lanes 23 - 40

Note: This report includes information through March 16 which is Week 27 of 29

David C. Fillkins's Bowling Record - Team 12: The Pretenders

Week No.	Bowling Date	Old Ave	Old HDCP	Ave			Total	HDCP Total	Pins		---Average Change---			High Game	High Sers	HDCP Game	HDCP Sers
				-1-	-2-	-3-			Gms	Gms	New	Old	+/-				
1	09/09/19	bk162	61	182	a152	a152	486	669	182	1	182.00	-	0.00	=	182.00	182	182
2	09/16/19	bk162	0				0	0	182	1	182.00	-	182.00	=	0.00	182	182
3	09/23/19	bk162	0				0	0	182	1	182.00	-	182.00	=	0.00	182	182
4	09/30/19	bk162	0				0	0	182	1	182.00	-	182.00	=	0.00	182	182
5	10/07/19	bk162	61	124	178	167	469	652	651	4	162.75	-	182.00	=	-19.25	182	469
6	10/14/19	bk162	61	221	158	152	531	714	1182	7	168.86	-	162.75	=	6.11	221	531
7	10/21/19	bk162	61	211	215	155	581	749	1763	10	176.30	-	168.86	=	7.44	221	581
8	10/28/19	176	48	147	206	185	538	682	2301	13	177.00	-	176.30	=	0.70	221	581
9	11/04/19	177	47	181	148	136	465	606	2766	16	172.88	-	177.00	=	-4.13	221	581
10	11/11/19	172	52	a162	a162	a162	486	642	2766	16	172.88	-	172.88	=	0.00	221	581

End of 1st part

11	11/18/19	172	52	181	153	199	533	689	3299	19	173.63	-	172.88	=	0.76	221	581	254	689
12	11/25/19	173	51	204	160	187	551	704	3850	22	175.00	-	173.63	=	1.37	221	581	255	704
13	12/02/19	175	49	127	214	234	575	722	4425	25	177.00	-	175.00	=	2.00	234	581	283	722
14	12/09/19	177	47	141	182	172	495	636	4920	28	175.71	-	177.00	=	-1.29	234	581	283	722
15	12/16/19	175	49	150	167	172	489	636	5409	31	174.48	-	175.71	=	-1.23	234	581	283	722
16	12/23/19	174	50	146	167	155	468	618	5877	34	172.85	-	174.48	=	-1.63	234	581	283	722
0	12/30/19	172	0				0	0	5877	34	172.85	-	172.85	=	0.00	234	581	283	722
17	01/06/20	172	52	129	163	121	413	569	6290	37	170.00	-	172.85	=	-2.85	234	581	283	722
18	01/13/20	170	54	181	114	173	468	630	6758	40	168.95	-	170.00	=	-1.05	234	581	283	722
19	01/20/20	168	0				0	0	6758	40	168.95	-	168.95	=	0.00	234	581	283	722

End of 2nd part

20	01/27/20	168	55	180	162	159	501	666	7259	43	168.81	-	168.95	=	-0.14	234	581	283	722
21	02/03/20	168	55	241	190	158	589	754	7848	46	170.61	-	168.81	=	1.79	241	589	296	754
22	02/10/20	170	54	a160	a160	a160	480	642	7848	46	170.61	-	170.61	=	0.00	241	589	296	754
23	02/17/20	170	0				0	0	7848	46	170.61	-	170.61	=	0.00	241	589	296	754
24	02/24/20	170	54	135	161	184	480	642	8328	49	169.96	-	170.61	=	-0.65	241	589	296	754
25	03/02/20	169	54	164	153	128	445	607	8773	52	168.71	-	169.96	=	-1.25	241	589	296	754
26	03/09/20	168	55	a158	a158	a158	474	639	8773	52	168.71	-	168.71	=	0.00	241	589	296	754
27	03/16/20	168	55	126	178	158	462	627	9235	55	167.91	-	168.71	=	-0.80	241	589	296	754

<u><100</u>	<u>100's</u>	<u>125's</u>	<u>150's</u>	<u>175's</u>	<u>200's</u>	<u>225's</u>	<u>250's</u>	<u>275's</u>	<u>300's</u>
	3	10	21	13	6	2			
<u><400</u>	<u>400's</u>	<u>450's</u>	<u>500's</u>	<u>550's</u>	<u>600's</u>	<u>650's</u>	<u>700's</u>	<u>750's</u>	<u>800's</u>
	2	8	4	4					

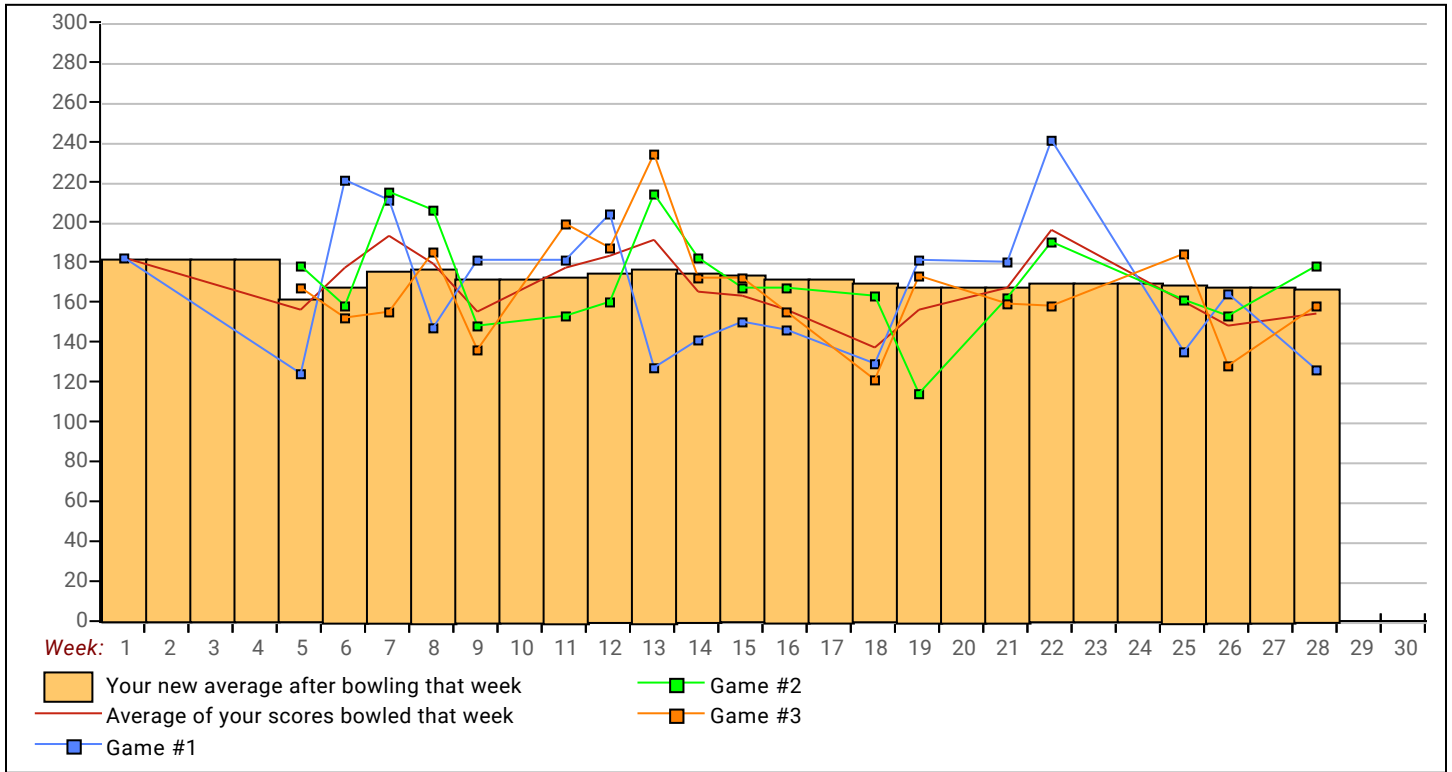
<u>Ave of Game 1</u>	<u>Ave of Game 2</u>	<u>Ave of Game 3</u>
166.89	170.50	166.39

High game of **241** on week **22** High series of **589** on week **22** High average of **182.00** after bowling week **1**
 Low game of **114** on week **19** Low series of **413** on week **18** Low average of **162.75** after bowling week **5**

High Scores by Game

Game #1: **241** on week **22** Game #2: **215** on week **7** Game #3: **234** on week **13**

Note: This report includes information through March 16 which is Week 27 of 29



Monday 6:30 PM

Lanes 23 - 40

Note: This report includes information through March 16 which is Week 27 of 29

Allan E. Jerman's Bowling Record - Team 12: The Pretenders

Week No.	Bowling Date	Old Ave	Old HDCP	Old			Total	HDCP Total	Pins		Gms	---Average Change---			High Game	High Sers	HDCP Game	HDCP Sers	
				-1-	-2-	-3-			New	Old		----> +/-							
1	09/09/19	bk192	34	174	144	127	445	547	445	3	148.33	-	0.00	=	148.33	174	445		
2	09/16/19	bk192	0				0	0	445	3	148.33	-	148.33	=	0.00	174	445		
3	09/23/19	bk192	34	222	152	151	525	627	970	6	161.67	-	148.33	=	13.33	222	525		
4	09/30/19	bk192	34	a182	a182	a182	546	648	970	6	161.67	-	161.67	=	0.00	222	525		
5	10/07/19	bk192	0				0	0	970	6	161.67	-	161.67	=	0.00	222	525		
6	10/14/19	bk192	34	190	181	181	552	654	1522	9	169.11	-	161.67	=	7.44	222	552		
7	10/21/19	169	54	195	150	146	491	653	2013	12	167.75	-	169.11	=	-1.36	222	552	249	653
8	10/28/19	167	56	a157	a157	a157	471	639	2013	12	167.75	-	167.75	=	0.00	222	552	249	653
9	11/04/19	167	56	a157	a157	a157	471	639	2013	12	167.75	-	167.75	=	0.00	222	552	249	653
10	11/11/19	167	56	a157	a157	a157	471	639	2013	12	167.75	-	167.75	=	0.00	222	552	249	653

End of 1st part

11	11/18/19	167	56	a157	a157	a157	471	639	2013	12	167.75	-	167.75	=	0.00	222	552	249	653
12	11/25/19	167	56	192	208	218	618	786	2631	15	175.40	-	167.75	=	7.65	222	618	274	786
				618 --- 600 Series (175 Ave or Less) -- Local Assoc. Awards															
13	12/02/19	175	49	176	259	170	605	752	3236	18	179.78	-	175.40	=	4.38	259	618	308	786
				605 --- 600 Series (175 Ave or Less) -- Local Assoc. Awards															
14	12/09/19	179	45	a169	a169	a169	507	642	3236	18	179.78	-	179.78	=	0.00	259	618	308	786
15	12/16/19	179	0				0	0	3236	18	179.78	-	179.78	=	0.00	259	618	308	786
16	12/23/19	179	45	a169	a169	a169	507	642	3236	18	179.78	-	179.78	=	0.00	259	618	308	786
0	12/30/19	179	0				0	0	3236	18	179.78	-	179.78	=	0.00	259	618	308	786
17	01/06/20	179	0				0	0	3236	18	179.78	-	179.78	=	0.00	259	618	308	786
18	01/13/20	179	45	a169	a169	a169	507	642	3236	18	179.78	-	179.78	=	0.00	259	618	308	786
19	01/20/20	179	45	197	247	197	641	776	3877	21	184.62	-	179.78	=	4.84	259	641	308	786

End of 2nd part

20	01/27/20	184	0				0	0	3877	21	184.62	-	184.62	=	0.00	259	641	308	786
21	02/03/20	184	41	222	162	186	570	693	4447	24	185.29	-	184.62	=	0.67	259	641	308	786
22	02/10/20	185	40	171	183	202	556	676	5003	27	185.30	-	185.29	=	0.00	259	641	308	786
23	02/17/20	185	40	123	145	152	420	540	5423	30	180.77	-	185.30	=	-4.53	259	641	308	786
24	02/24/20	180	45	a170	a170	a170	510	645	5423	30	180.77	-	180.77	=	0.00	259	641	308	786
25	03/02/20	180	0				0	0	5423	30	180.77	-	180.77	=	0.00	259	641	308	786
26	03/09/20	180	45	a170	a170	a170	510	645	5423	30	180.77	-	180.77	=	0.00	259	641	308	786
27	03/16/20	180	45	a170	a170	a170	510	645	5423	30	180.77	-	180.77	=	0.00	259	641	308	786

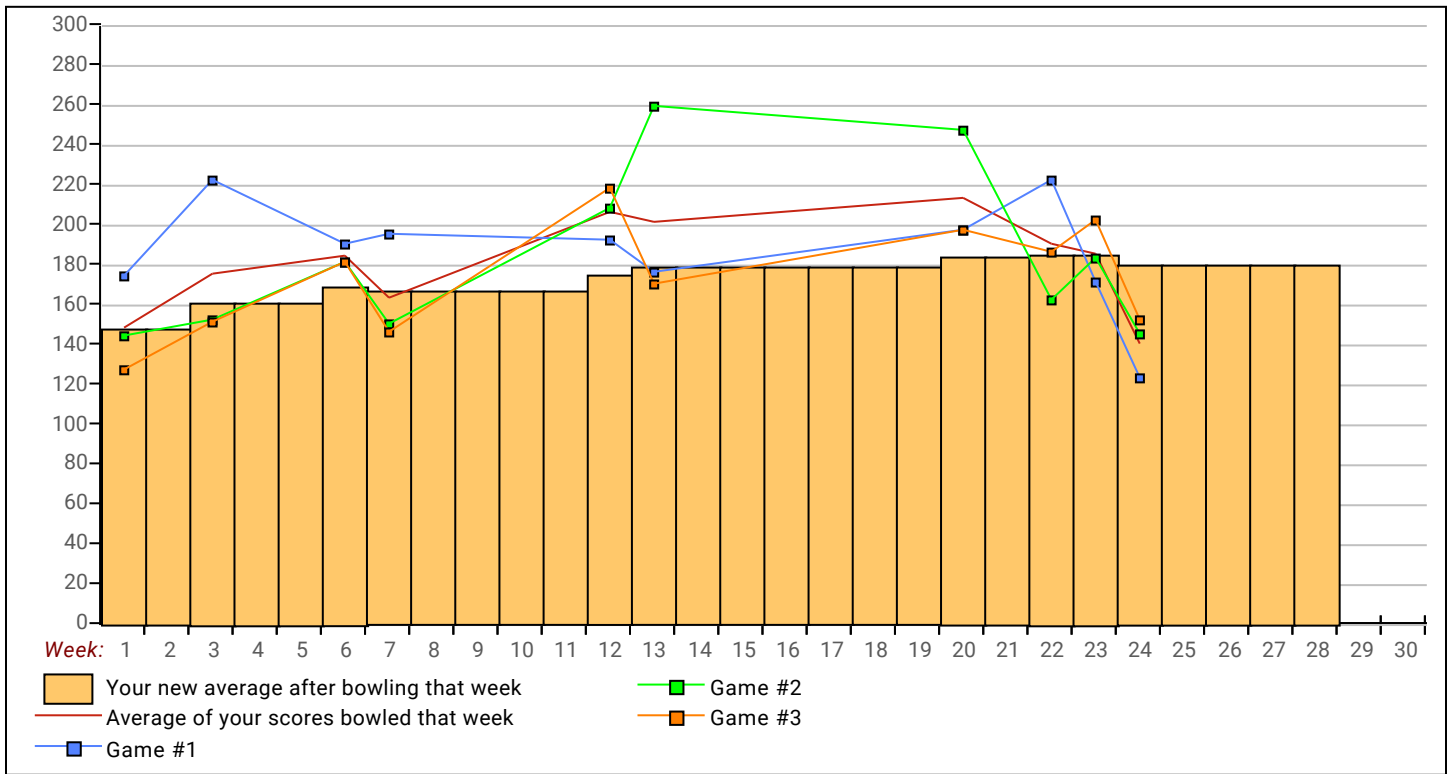
<u><100</u>	<u>100's</u>	<u>125's</u>	<u>150's</u>	<u>175's</u>	<u>200's</u>	<u>225's</u>	<u>250's</u>	<u>275's</u>	<u>300's</u>
	1	4	8	10	5	1	1		
<u><400</u>	<u>400's</u>	<u>450's</u>	<u>500's</u>	<u>550's</u>	<u>600's</u>	<u>650's</u>	<u>700's</u>	<u>750's</u>	<u>800's</u>
	2	1	1	3	3				
			<u>Ave of Game 1</u>	<u>Ave of Game 2</u>	<u>Ave of Game 3</u>				
			186.20	183.10	173.00				

High game of **259** on week **13** High series of **641** on week **20** High average of **185.30** after bowling week **23**
 Low game of **123** on week **24** Low series of **420** on week **24** Low average of **148.33** after bowling week **1**

High Scores by Game

Game #1: **222** on week **3** Game #2: **259** on week **13** Game #3: **218** on week **12**

Note: This report includes information through March 16 which is Week 27 of 29



Monday 6:30 PM

Lanes 23 - 40

Note: This report includes information through March 16 which is Week 27 of 29

Darrell Jackson's Bowling Record - Team 12: The Pretenders

Week No.	Bowling Date	Old Ave	Old HDCP	---Average Change---			Total	HDCP Total	Pins	Gms	New - Old ----> +/-			High Game	High Sers	HDCP Game	HDCP Sers	
				-1-	-2-	-3-												
1	09/09/19	0	0				0	0	0	0	-	0.00	=	0.00	0	0		
2	09/16/19	0	0				0	0	0	0	-	0.00	=	0.00	0	0		
3	09/23/19	0	0				0	0	0	0	-	0.00	=	0.00	0	0		
4	09/30/19	0	0				0	0	0	0	-	0.00	=	0.00	0	0		
5	10/07/19	0	0				0	0	0	0	-	0.00	=	0.00	0	0		
6	10/14/19	0	0				0	0	0	0	-	0.00	=	0.00	0	0		
7	10/21/19	0	0				0	0	0	0	-	0.00	=	0.00	0	0		
8	10/28/19	0	0				0	0	0	0	-	0.00	=	0.00	0	0		
9	11/04/19	0	0				0	0	0	0	-	0.00	=	0.00	0	0		
10	11/11/19	0	0				0	0	0	0	-	0.00	=	0.00	0	0		

End of 1st part

11	11/18/19	0	0				0	0	0	0	-	0.00	=	0.00	0	0			
12	11/25/19	0	0				0	0	0	0	-	0.00	=	0.00	0	0			
13	12/02/19	0	0				0	0	0	0	-	0.00	=	0.00	0	0			
14	12/09/19	0	0				0	0	0	0	-	0.00	=	0.00	0	0			
15	12/16/19	178	46	188	175	171	534	672	534	3	178.00	-	0.00	=	178.00	188	534		
16	12/23/19	178	46	143	192	196	531	669	1065	6	177.50	-	178.00	=	-0.50	196	534		
0	12/30/19	177	0				0	0	1065	6	177.50	-	177.50	=	0.00	196	534		
17	01/06/20	177	47	164	158	203	525	666	1590	9	176.67	-	177.50	=	-0.83	203	534		
18	01/13/20	176	0				0	0	1590	9	176.67	-	176.67	=	0.00	203	534		
19	01/20/20	176	48	198	214	144	556	700	2146	12	178.83	-	176.67	=	2.17	214	556	262	700

End of 2nd part

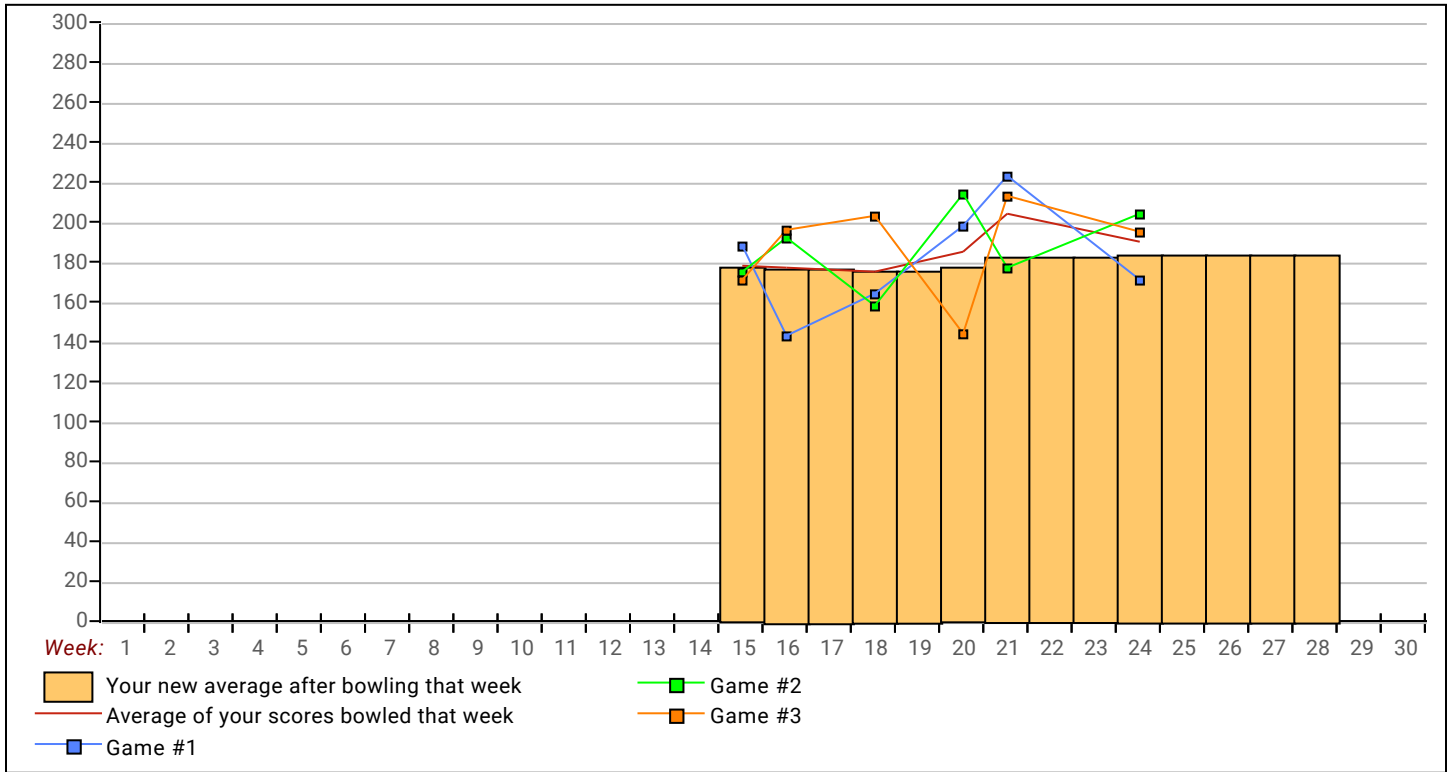
20	01/27/20	178	46	223	177	213	613	751	2759	15	183.93	-	178.83	=	5.10	223	613	269	751
21	02/03/20	183	0				0	0	2759	15	183.93	-	183.93	=	0.00	223	613	269	751
22	02/10/20	183	0				0	0	2759	15	183.93	-	183.93	=	0.00	223	613	269	751
23	02/17/20	183	42	171	204	195	570	696	3329	18	184.94	-	183.93	=	1.01	223	613	269	751
24	02/24/20	184	0				0	0	3329	18	184.94	-	184.94	=	0.00	223	613	269	751
25	03/02/20	184	0				0	0	3329	18	184.94	-	184.94	=	0.00	223	613	269	751
26	03/09/20	184	0				0	0	3329	18	184.94	-	184.94	=	0.00	223	613	269	751
27	03/16/20	184	41				0	0	3329	18	184.94	-	184.94	=	0.00	223	613	269	751

<u><100</u>	<u>100's</u>	<u>125's</u>	<u>150's</u>	<u>175's</u>	<u>200's</u>	<u>225's</u>	<u>250's</u>	<u>275's</u>	<u>300's</u>
		2	4	7	5				
<u><400</u>	<u>400's</u>	<u>450's</u>	<u>500's</u>	<u>550's</u>	<u>600's</u>	<u>650's</u>	<u>700's</u>	<u>750's</u>	<u>800's</u>
			3	2	1				
			<u>Ave of Game 1</u>	<u>Ave of Game 2</u>	<u>Ave of Game 3</u>				
			181.17	186.67	187.00				

High game of **223** on week **21** High series of **613** on week **21** High average of **184.94** after bowling week **24**
 Low game of **143** on week **16** Low series of **525** on week **18** Low average of **176.67** after bowling week **18**

High Scores by Game
 Game #1: **223** on week **21** Game #2: **214** on week **20** Game #3: **213** on week **21**

Note: This report includes information through March 16 which is Week 27 of 29



Note: This report includes information through March 16 which is Week 27 of 29

Rondell A. Puckett's Bowling Record - Team 12: The Pretenders

Week No.	Bowling Date	Old Ave	Old HDCP	Old			Total	HDCP		Pins		---Average Change---			High Game	High Sers	HDCP Game	HDCP Sers
				-1-	-2-	-3-		Total	Pins	Gms	New	Old	+/-					
1	09/09/19	bk193	33	a183	a183	a183	549	648	0	0	-	0.00	=	0.00	0	0		
2	09/16/19	bk193	33	202	169	165	536	635	536	3	178.67	-	0.00	=	178.67	202	536	
3	09/23/19	bk193	33	148	211	207	566	665	1102	6	183.67	-	178.67	=	5.00	211	566	
4	09/30/19	bk193	0				0	0	1102	6	183.67	-	183.67	=	0.00	211	566	
5	10/07/19	bk193	33	211	222	177	610	709	1712	9	190.22	-	183.67	=	6.56	222	610	
6	10/14/19	190	36	194	170	174	538	646	2250	12	187.50	-	190.22	=	-2.72	222	610	230 646
7	10/21/19	187	0				0	0	2250	12	187.50	-	187.50	=	0.00	222	610	230 646
8	10/28/19	187	38	155	213	254	622	736	2872	15	191.47	-	187.50	=	3.97	254	622	292 736
9	11/04/19	191	35	a181	a181	a181	543	648	2872	15	191.47	-	191.47	=	0.00	254	622	292 736
10	11/11/19	191	0				0	0	2872	15	191.47	-	191.47	=	0.00	254	622	292 736

End of 1st part

11	11/18/19	191	35	a181	a181	a181	543	648	2872	15	191.47	-	191.47	=	0.00	254	622	292 736
12	11/25/19	191	35	269	192	169	630	735	3502	18	194.56	-	191.47	=	3.09	269	630	304 736
13	12/02/19	194	32	169	164	150	483	579	3985	21	189.76	-	194.56	=	-4.79	269	630	304 736
14	12/09/19	189	36	a179	a179	a179	537	645	3985	21	189.76	-	189.76	=	0.00	269	630	304 736
15	12/16/19	189	36	195	210	168	573	681	4558	24	189.92	-	189.76	=	0.15	269	630	304 736
16	12/23/19	189	36	a179	168	177	524	632	4903	26	188.58	-	189.92	=	-1.34	269	630	304 736
0	12/30/19	188	0				0	0	4903	26	188.58	-	188.58	=	0.00	269	630	304 736
17	01/06/20	188	37	122	169	190	481	592	5384	29	185.66	-	188.58	=	-2.92	269	630	304 736
18	01/13/20	185	40	207	180	167	554	674	5938	32	185.56	-	185.66	=	-0.09	269	630	304 736
19	01/20/20	185	0				0	0	5938	32	185.56	-	185.56	=	0.00	269	630	304 736

End of 2nd part

20	01/27/20	185	40	a175	177	215	567	687	6330	34	186.18	-	185.56	=	0.61	269	630	304 736
21	02/03/20	186	39	a176	a176	a176	528	645	6330	34	186.18	-	186.18	=	0.00	269	630	304 736
22	02/10/20	186	39	a176	a176	a176	528	645	6330	34	186.18	-	186.18	=	0.00	269	630	304 736
23	02/17/20	186	39	168	219	156	543	660	6873	37	185.76	-	186.18	=	-0.42	269	630	304 736
24	02/24/20	185	40	163	222	216	601	721	7474	40	186.85	-	185.76	=	1.09	269	630	304 736
25	03/02/20	186	39	190	233	131	554	671	8028	43	186.70	-	186.85	=	-0.15	269	630	304 736
26	03/09/20	186	39	a176	a176	a176	528	645	8028	43	186.70	-	186.70	=	0.00	269	630	304 736
27	03/16/20	186	39	192	169	160	521	638	8549	46	185.85	-	186.70	=	-0.85	269	630	304 736

<u><100</u>	<u>100's</u>	<u>125's</u>	<u>150's</u>	<u>175's</u>	<u>200's</u>	<u>225's</u>	<u>250's</u>	<u>275's</u>	<u>300's</u>
	1	2	18	10	12	1	2		
<u><400</u>	<u>400's</u>	<u>450's</u>	<u>500's</u>	<u>550's</u>	<u>600's</u>	<u>650's</u>	<u>700's</u>	<u>750's</u>	<u>800's</u>
		2	5	5	4				
		<u>Ave of Game 1</u>			<u>Ave of Game 2</u>		<u>Ave of Game 3</u>		
		184.64			193.00		179.75		

High game of **269** on week **12** High series of **630** on week **12** High average of **194.56** after bowling week **12**
 Low game of **122** on week **18** Low series of **481** on week **18** Low average of **178.67** after bowling week **2**

High Scores by Game

Game #1: **269** on week **12** Game #2: **233** on week **26** Game #3: **254** on week **8**

Note: This report includes information through March 16 which is Week 27 of 29

